

# Comprehensive Voter Analysis NICC Bond Levy Election

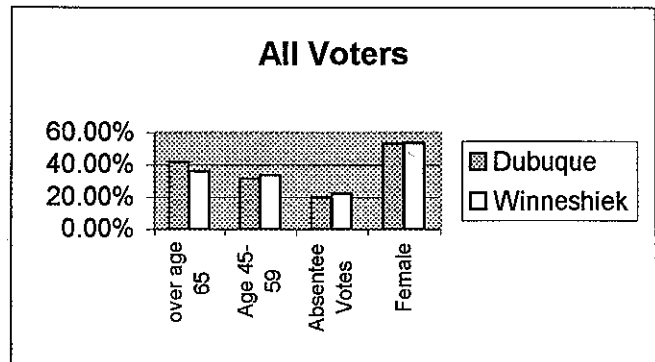
Feb. 20, 2007

(rev 3/29/07)

## Quick Facts

### A) Comprehensive Outlook

- 53.20% female voters
- 40.76% over age 65
- 31.36% Age 45-59
- 8.31% Age 35-44
- 18.14% absentee votes



#### Comparison of Largest County's Profiles

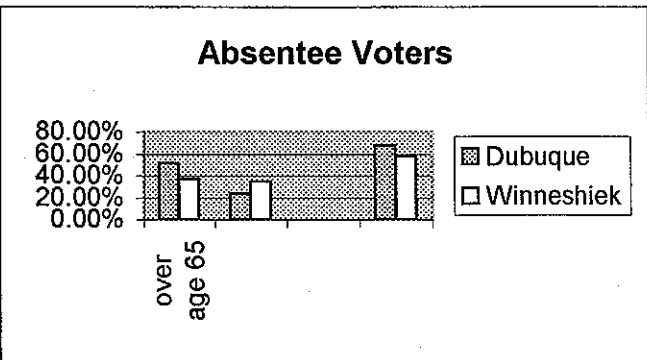
Dubuque	
over age 65	41.56%
Age 45-59	31.38%
Absentee Votes	19.78%
Female	53.13%

Winneshiek	
over age 65	36.10%
Age 45-59	33.86%
Absentee Votes	22.19%
Female	53.48%

Two Largest Age Groups

### B) Absentee Votes Only

- 62.89% female voters
- 48.14% over age 65
- 26.60% Age 45-59
- 7.24% Age 35-44



#### Comparison of Largest County's Profiles

Dubuque	
over age 65	51.64%
Age 45-59	23.92%

Winneshiek	
over age 65	36.91%
Age 45-59	34.68%

Two Largest Age Groups

Female 67.90%

57.94%

# Comprehensive Voter Analysis NICC Bond Levy Election

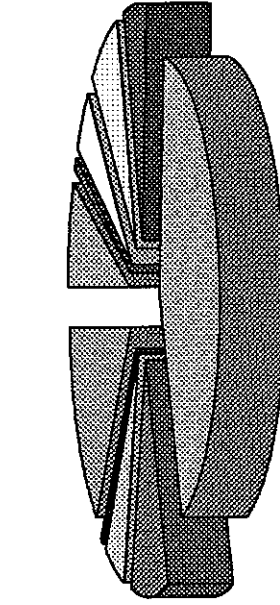

Feb. 20, 2007

(rev 3/29/07)

Office of Institutional Research  
Northeast Iowa Community College  
Bond Levy | Voter Analysis

County	Total Count	% of Votes	GENDER		VOTER METHOD		Age Range						
			Female	Male	A	P	20-24	25-34	35-44	45-59	60-65	OVER 65	Under 20
Allamakee (Waukon)	975	7.1%	52.31%	47.69%	14.36%	85.64%	0.72%	4.31%	9.74%	28.62%	15.08%	40.92%	0.62%
Buchanan (Independence)	132	1.0%	54.55%	45.45%	13.64%	86.36%	0.00%	6.82%	5.30%	35.61%	14.39%	37.88%	0.00%
Chickasaw (New Hampton)	629	4.6%	52.15%	47.85%	19.55%	80.45%	0.64%	2.23%	8.74%	30.52%	15.58%	41.34%	0.95%
Clayton (Elkader)	1083	7.9%	55.59%	44.41%	12.83%	87.17%	1.29%	1.94%	7.94%	28.81%	17.27%	42.20%	0.55%
Delaware (Manchester)	806	5.9%	50.12%	49.88%	10.17%	89.83%	1.74%	6.45%	8.81%	31.64%	13.03%	38.09%	0.25%
Dubuque (Dubuque)	5874	43.1%	53.13%	46.87%	19.78%	80.22%	1.52%	2.96%	7.85%	31.38%	14.13%	41.56%	0.60%
Fayette (West Union) 34	1340	9.8%	53.51%	46.49%	16.12%	83.88%	0.90%	2.76%	6.87%	32.84%	14.25%	41.79%	0.60%
Howard (Cresco)	701	5.1%	54.21%	45.79%	18.97%	81.03%	1.43%	3.14%	6.85%	29.67%	12.55%	45.93%	0.43%
Jackson (Maquoketa)	12	0.1%	41.67%	58.33%	8.33%	91.67%	0.00%	0.00%	0.00%	8.33%	25.00%	66.67%	0.00%
Jones (Anamosa)	51	0.4%	52.94%	47.06%	17.65%	82.35%	0.00%	3.92%	13.73%	25.49%	17.65%	39.22%	0.00%
Mitchell (Osage)	24	0.2%	58.33%	41.67%	16.67%	83.33%	4.17%	4.17%	16.67%	25.00%	12.50%	37.50%	0.00%
Winneshiak (Decorah)	2014	14.8%	53.48%	46.52%	22.19%	77.81%	1.39%	4.42%	10.28%	33.86%	13.06%	36.10%	0.89%
<b>Grand Total</b>	<b>13641</b>	<b>100.0%</b>	<b>53.20%</b>	<b>46.80%</b>	<b>18.14%</b>	<b>81.86%</b>	<b>1.31%</b>	<b>3.39%</b>	<b>8.31%</b>	<b>31.36%</b>	<b>14.24%</b>	<b>40.76%</b>	<b>0.62%</b>

## Percentage of Votes by County



County	PARTY			Grand Total
	DEM	NP	REP	
Allamakee (Waukon)	29.44%	15.90%	54.67%	100.00%
Buchanan (Independence)	43.94%	21.21%	34.85%	100.00%
Chickasaw (New Hampton)	54.85%	15.10%	30.05%	100.00%
Clayton (Elkader)	45.98%	19.02%	35.00%	100.00%
Delaware (Manchester)	34.74%	23.95%	41.32%	100.00%
Dubuque (Dubuque)	58.75%	16.97%	24.28%	100.00%
Fayette (West Union) 34	41.12%	16.79%	42.09%	100.00%
Howard (Cresco)	50.21%	19.97%	29.81%	100.00%
Jackson (Maquoketa)	83.33%	0.00%	16.67%	100.00%
Jones (Anamosa)	47.06%	13.73%	39.22%	100.00%
Mitchell (Osage)	29.17%	37.50%	33.33%	100.00%
Winneshiak (Decorah)	32.03%	21.50%	46.47%	100.00%
<b>Grand Total</b>	<b>47.71%</b>	<b>18.24%</b>	<b>34.05%</b>	<b>100.00%</b>

# Absentee Voter Analysis NICC Bond Levy Election

Feb. 20, 2007  
(rev 3/29/07)

Office of Institutional Research  
Northeast Iowa Community College  
Bond Levy Absentee Voter Analysis

County	Total Count	% of Votes	GENDER		Age Range						
			Female	Male	20-24	25-34	35-44	45-59	60-65	OVER 65	Under 20
Allamakee (Waukon)	140	5.7%	60.00%	40.00%	0.71%	1.43%	15.00%	21.43%	14.29%	46.43%	0.71%
Buchanan (Independence)	18	0.7%	50.00%	50.00%	0.00%	0.00%	16.67%	16.67%	0.00%	66.67%	0.00%
Chickasaw (New Hampton)	123	5.0%	57.72%	42.28%	0.81%	2.44%	4.07%	32.52%	13.82%	44.72%	1.63%
Clayton (Elkader)	139	5.6%	60.43%	39.57%	4.32%	2.16%	3.60%	28.06%	7.91%	53.24%	0.72%
Delaware (Manchester)	82	3.3%	54.88%	45.12%	7.32%	8.54%	4.88%	29.27%	13.41%	35.37%	1.22%
Dubuque (Dubuque)	1162	47.0%	67.90%	32.10%	3.18%	3.79%	6.37%	23.92%	9.90%	51.64%	1.20%
Fayette (West Union) 34	216	8.7%	58.33%	41.67%	0.93%	1.39%	8.33%	29.17%	13.43%	46.30%	0.46%
Howard (Cresco)	133	5.4%	60.15%	39.85%	2.26%	3.76%	2.26%	18.05%	9.02%	63.91%	0.75%
Jackson (Maquoketa)	1	0.0%	100.00%	0.00%	0.00%	0.00%	0.00%	100.00%	0.00%	0.00%	0.00%
Jones (Anamosa)	9	0.4%	55.56%	44.44%	0.00%	0.00%	22.22%	22.22%	22.22%	33.33%	0.00%
Mitchell (Osage)	4	0.2%	75.00%	25.00%	25.00%	0.00%	0.00%	0.00%	0.00%	75.00%	0.00%
Winneshiiek (Decorah)	447	18.1%	57.94%	42.06%	1.34%	4.70%	9.84%	34.68%	11.19%	36.91%	1.34%
<b>Grand Total</b>	<b>2474</b>	<b>100.0%</b>	<b>62.89%</b>	<b>37.11%</b>	<b>2.55%</b>	<b>3.56%</b>	<b>7.24%</b>	<b>26.60%</b>	<b>10.83%</b>	<b>48.14%</b>	<b>1.09%</b>

County	PARTY			Grand Total
	DEM	NP	REP	
Allamakee (Waukon)	41.43%	12.86%	45.71%	100.00%
Buchanan (Independence)	66.67%	0.00%	33.33%	100.00%
Chickasaw (New Hampton)	65.04%	15.45%	19.51%	100.00%
Clayton (Elkader)	48.92%	19.42%	31.65%	100.00%
Delaware (Manchester)	32.93%	24.39%	42.68%	100.00%
Dubuque (Dubuque)	69.19%	15.40%	15.40%	100.00%
Fayette (West Union) 34	51.39%	18.52%	30.09%	100.00%
Howard (Cresco)	51.88%	24.81%	23.31%	100.00%
Jackson (Maquoketa)	100.00%	0.00%	0.00%	100.00%
Jones (Anamosa)	88.89%	11.11%	0.00%	100.00%
Mitchell (Osage)	75.00%	25.00%	0.00%	100.00%
Winneshiiek (Decorah)	36.24%	21.03%	42.73%	100.00%
<b>Grand Total</b>	<b>56.71%</b>	<b>17.46%</b>	<b>25.83%</b>	<b>100.00%</b>