


Oh no!
The underground line are tangled up! Can you help each Kid match the beginning of their line to the flag at the end? Just color the line with each Kid's color until you reach the flag at the end!



Dewey is making a list of things he'll need in the case of an emergency. How many of the following items can you find in the word search?




- Batteries
- Blanket
- Candles
- Canned food
- Can opener
- Cash
- First aid kit
- Keys
- Matches
- Radio
- Tools
- Water

G C D X R T Z H B F Z M E E T
M P N E Q S O G C A Z D Z L B
U L T B B X A Y T W S F T P S
R A D I O D N S T I K T S K N
W L N Z C O F S V E B O P I Y
V F W P P A Y Y S R H E Z H M
E Q S E L D N A C I C C C W W
K P N G P X E N O E V A T Z B
T E X G P H E C E S M R C A J
R P S H D K E M B D C O L P M
B O K C R R O O Z D F A K M F
F I R S T A I D K I T O S S C
K Q F K E L Q T O C G Q O H F
T B G K B O N R I Q Z J M D W
J F X U G T Z V V K E A C E J



Hi Friends!

The Enbridge Energy Kids are here to talk about what we can do to prepare for emergencies. Pipeline leaks do not happen often, but it is still important to know the *warning signs* of a leak and *what to do* if you notice them. Let's have some fun as we learn about emergency preparedness!



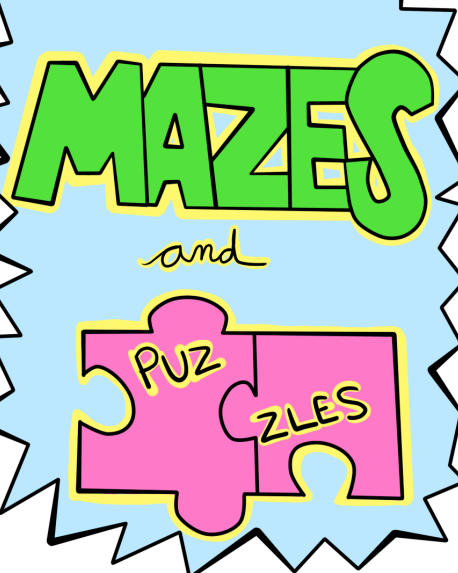
In the last edition of The Enbridge Energy Kids, we asked you to take part in our online survey. Browser has collected all of your responses, and tallied up the results so far.

Here's what you said!

Your favorite Energy Kids are:

Most of you responded from:

You want to see more:



What to do in the event of a pipeline emergency

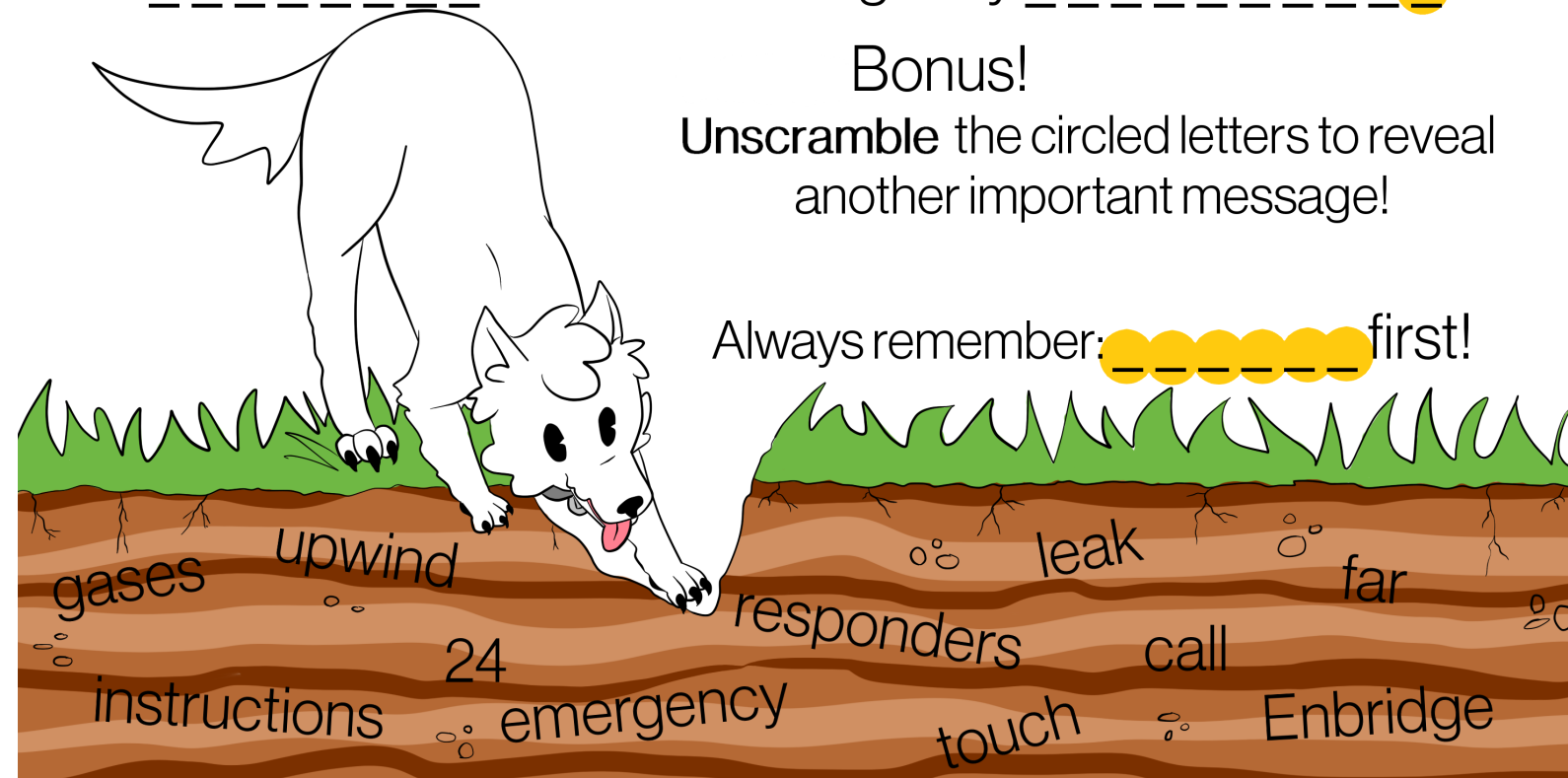
Digger wants to help teach you what to do in the unlikely event of a pipeline emergency. He is digging up important instructions from underground, and it's your job to finish the sentences below. Can you help Digger put the words in the right spots?

1. Move as away from the as possible, in an direction;
2. Don't escaping liquids or .
3. 911;
4. Call the -hour Enbridge number;
5. Follow provided by and local emergency .

Bonus!

Unscramble the circled letters to reveal another important message!

Always remember: first!




Survi wants to see your awesome art skills!

Use this page to draw a picture of what should be in your home emergency kit.

Try to include as many of the following safety items as you can:

- First aid kit
- Candle
- Matches
- Radio
- Batteries
- Bottled water
- Flashlight
- Food
- Cash
- Blanket



Do you know the warning signs of a pipeline emergency?

Draw a line from the icons to the signs you might see, hear, or smell!



A moist patch or pool of black liquid on the ground

A steam-like cloud

A roaring sound

A smell like gasoline or diesel fuel


A frost-like appearance on the ground

A blowing sound

A moist patch of brown or yellow liquid

A smell of gasoline, but much stronger and less pleasant

A hissing sound



Important:

If you see, hear, or smell any of these warning signs, you should tell an adult immediately. They will call 911 and Enbridge's local emergency number!

The Enbridge Energy Kids want to have some fun, so they've set up a game for you and a friend to play!

What you need to play:

- A die or a coin
- A coin, figurine, or token for each player

How to play:

- Put your coin, figurine, or token on square 1.
- Roll the die or flip the extra coin to see who goes first: whoever guesses which number or side it lands on goes first!
- At the start of each turn, roll the die to see how many spaces you move. If you're playing with a coin, flip the coin. Heads = move 1 space, Tails = move 2 spaces.
- If you land on a square with a ladder, move up to the connected space. If you land on a space with a water slide, move down to the connected square.
- The first one to the star (space 25) wins!

Don't forget to have fun colouring in the board!

